













ET Soldering tips

Chisel shape



A = Width mm
B = Thickness mm
C = Length mm



Model	A	B	C	PU	Order No.
ETA 	1.6	0.7	34.5	10	ETA
ETB 	2.4	0.8	34.5	1	ETB
ETC 	3.2	0.8	34.5	1	ETC
ETD 	4.6	0.8	34.5	1	ETD
ETH 	0.8	0.4	34.5	1	ETH


Model	A	B	C	PU	Order No.
ETL 	2.0	1.0	43.5	1	ETL
ETM 	3.2	1.2	43.5	1	ETM
ETR 	1.6	0.7	34.5	1	ETR
ETK 	1.2	0.8	44	1	ETK
ETS 	1.2	0.8	34.5	1	ETS

Round



A = Width mm
B = Thickness mm
C = Length mm


Model	A	B	C	PU	Order No.
ETAA Soldering Tip Chisel 	4.6	0.8	34.5	1	ETAA
ETCC 	3.2		34.5	1	ETCC

Model	A	B	C	PU	Order No.
ETP 	0.8		34.5	1	ETP

Conical



A = Width mm
B = Thickness mm
C = Length mm

Model	A	B	C	PU	Order No.
ETO 	0.8		43.5	1	ETO