



CleanPro® Fan Filter Units

CleanPro Units Meet Your Most Exacting Cleanroom Specifications

Fan Filter Units are self-contained, motorized Supply Air Modules equipped with either HEPA or ULPA filters.

GS Units permit the removal of the HEPA or ULPA filters from roomside without removing the complete unit from the ceiling. GS Units feature an upstream gel channel on the final filter which provides a leak-free seal between the filter and housing.

NCR Style filters can be replaced when complete unit is removed from the ceiling.

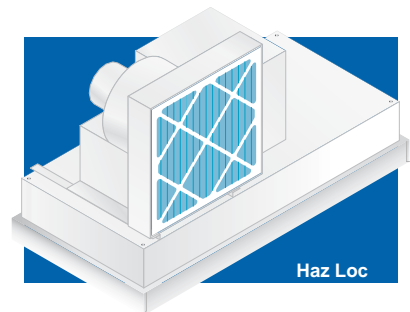
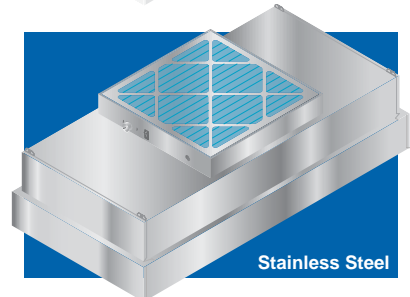
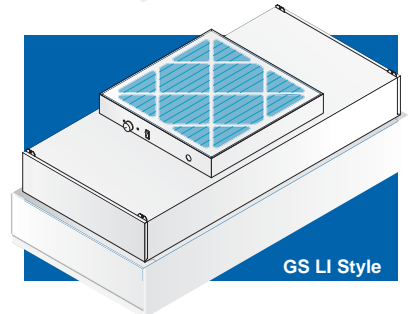
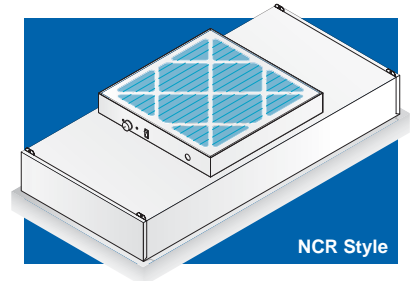
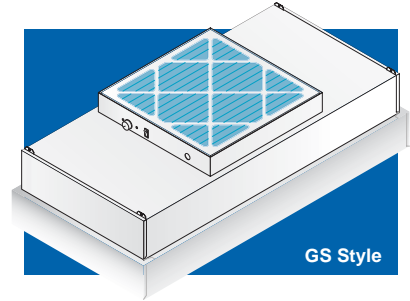
MicroSound units feature low noise levels and energy efficient low watt motors.

MicroWatt units feature ultra low power consumption.

Haz Loc units feature electrical components meeting various Class and Division requirements for hazardous locations.

Key features include:

- Powered by energy efficient EBM motors.
- Units with EBM motors are compatible with our Control System.
- Four seismic clips at all corners provide strong suspension points for meeting seismic requirements.
- Solid-state variable speed control with RFI suppression allows each unit to be fine tuned for room air flow requirements.
- Most units are UL Listed with all electrical components UL Listed or UL Recognized.
- Housings are fabricated from steel with a white powder coat finish, aluminum or stainless steel.



It is easy to see why **CleanPro** is the most trusted name in a cleanroom.





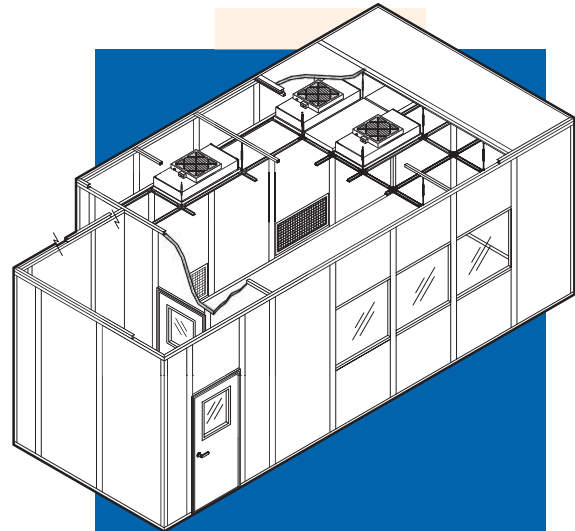
We are experts at integrating Fan Filter Units into...

- Modular Hardwall Cleanrooms.
- Softwall Cleanrooms.
- Environmental Control Products.
- Modular Hardwall Cleanrooms by others.
- Clean Benches and Workstations.
- Over Conveyors, Workstations, Special Equipment and Freestanding Machinery.

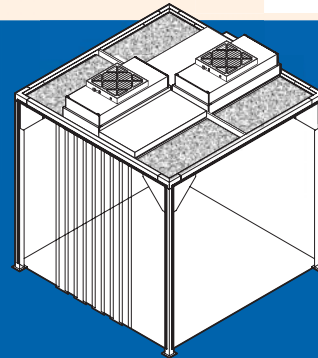
A standard CleanPro unit is routinely used for these products or a custom unit is designed to fit the application.

Benefits of choosing CleanPro Units:

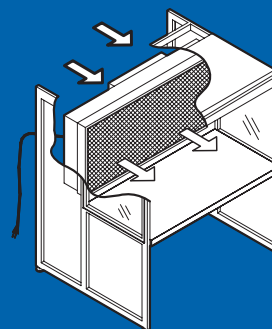
- Assembled inside a 3200 square foot Class 10,000 Cleanroom.
- Our exclusive state-of-the-art *Control System* allows complete control from a remote panel or PC. Linked individually or in groups, an operator can increase or reduce airflow to a selected area, which results in lower operating costs during off-peak hours.
- Can be used in either a horizontal or vertical flow position.
- Factory-installed options are available.
- A range of 2ft., 4ft., 6ft., and 4ft. x 4ft. models are available
- Short lead times.



Modular Hardwall Cleanroom



Softwall Cleanroom



Horizontal Flow Clean Bench

