

3000 Series  
**VERSA SERIES**



FEATURED MODEL  
3050-V


















FEATURED MODEL  
3210-V

**DIMENSIONS**

- POLYURETHANE SEAT**  
14" diameter  
2" seat thickness
- VINYL OR FABRIC SEAT**  
16" diameter  
Seat foam density:  
2 1/2lb, 55 IFD  
2 3/4" seat thickness

**UPHOLSTERY OPTIONS**

**BUILT TO ORDER**  
Each chair is configured to your exact specifications – upholstery, height range, base style, and glides/caster options.

STANDARD				ESD			CR & ESD/CR
							
BLACK	GRAY	BLACK VINYL	BLACK POLY	EBONY	NAVY BLUE	BLACK VINYL	BLACK VINYL
							
NAVY BLUE	ROYAL BLUE	BLUE VINYL		GRAY	SLATE BLUE	BLUE VINYL	BLUE VINYL



Height Range	Base Style	Seat Height Adjustment	Seat Type	Standard Model #	ESD Model #	Cleanroom ISO4 Model #	Cleanroom ISO5 Model #	ESD/CR ISO5 Model #
DESK	25" Black Nylon	15" – 20"	Polyurethane	3000-P	-	-	-	-
		16" – 21"	Fabric	3000-F	-	-	-	-
		16" – 21"	Vinyl	3000-V	-	-	-	-
	25" Polished Aluminum	14 ½" – 19 ½"	Polyurethane	3050-P	-	3050C1-P	-	-
		15 ½" – 20 ½"	Fabric	3050-F	3050E-F	-	-	-
		15 ½" – 20 ½"	Vinyl	3050-V	3050E-V	-	3050C2-V	3050E2-V
MID	25" Black Nylon	18 ½" – 26"	Polyurethane	3300-P	-	-	-	-
		19 ½" – 27"	Fabric	3300-F	-	-	-	-
		19 ½" – 27"	Vinyl	3300-V	-	-	-	-
	25" Polished Aluminum	17 ½" – 25"	Polyurethane	3350-P	-	3350C1-P	-	-
		18 ½" – 26"	Fabric	3350-F	3350E-F	-	-	-
		18 ½" – 26"	Vinyl	3350-V	3350E-V	-	3350C2-V	3350E2-V
	22" Black Tubular Steel	18" – 23"	Polyurethane	3200-P	-	-	-	-
		19" – 24"	Fabric	3200-F	-	-	-	-
		19" – 24"	Vinyl	3200-V	-	-	-	-
	22" Chrome Tubular Steel	18" – 23"	Polyurethane	3210-P	-	3210C1-P	-	-
		19" – 24"	Fabric	3210-F	3210E-F	-	-	-
		19" – 24"	Vinyl	3210-V	3210E-V	-	3210C2-V	3210E2-V
TALL	25" Black Nylon	22" – 32"	Polyurethane	3500-P	-	-	-	-
		23" – 33"	Fabric	3500-F	-	-	-	-
		23" – 33"	Vinyl	3500-V	-	-	-	-
	25" Polished Aluminum	20 ½" – 30 ½"	Polyurethane	3550-P	-	3550C1-P	-	-
		21 ½" – 31 ½"	Fabric	3550-F	3550E-F	-	-	-
		21 ½" – 31 ½"	Vinyl	3550-V	3550E-V	-	3550C2-V	3550E2-V
	22" Black Tubular Steel	23" – 28"	Polyurethane	3600-P	-	-	-	-
		24" – 29"	Fabric	3600-F	-	-	-	-
		24" – 29"	Vinyl	3600-V	-	-	-	-
	22" Chrome Tubular Steel	23" – 28"	Polyurethane	3610-P	-	3610C1-P	-	-
		24" – 29"	Fabric	3610-F	3610E-F	-	-	-
		24" – 29"	Vinyl	3610-V	3610E-V	-	3610C2-V	3610E2-V



FEATURED MODEL  
3300-P

Updated 3/16/18

## ACCESSORIES

### FOOTRING



STANDARD: ACF-18  
ESD: ACF-18E

Recommended for stools with a seat height range above 19".

### CASTERS

Casters add 1" to seat height range.



### HARD FLOOR CASTERS

Standard:  
5-star: 3850S/5  
Tubular: CADS/5  
ESD: CARD5S



### CARPET CASTERS

Standard:  
5-star: 3850/5  
Tubular: CAD/5  
ESD: CAPD5S



### SPECIALTY CASTERS

INTERVAL BRAKING  
Standard: IBCS  
ESD: IBCS-ESD  
  
REVERSE BRAKING  
Standard: RBCS  
ESD: RBCS-ESD